

APPENDICES

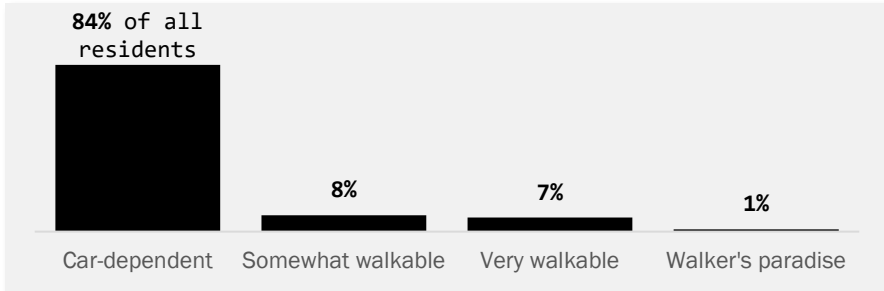
APPENDIX A – ALL PERFORMANCE MEASURES

List of all Performance Measures, including ones that do not have an action associated with them. These are noted. All data is for York County, even when the target is a Statewide target.

Active Transportation

Walk Score for All Residents

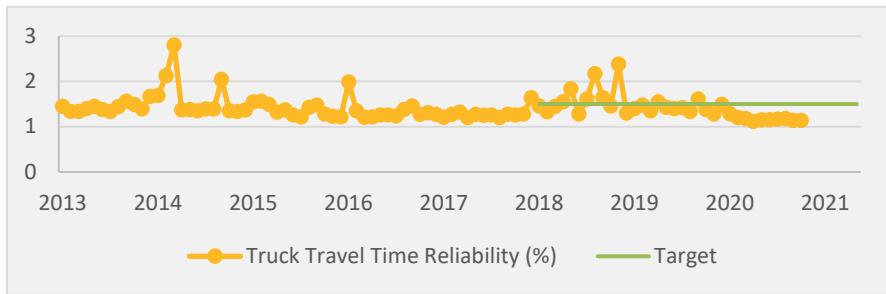
Target: Reduce the percent of residents that live in car-dependent areas (2018)



Freight

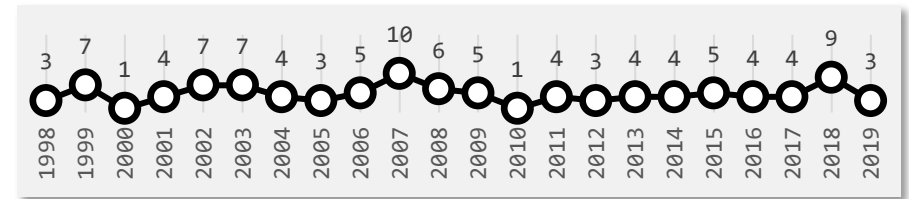
Truck Travel Time Reliability on Interstate 83

Target: 1.4



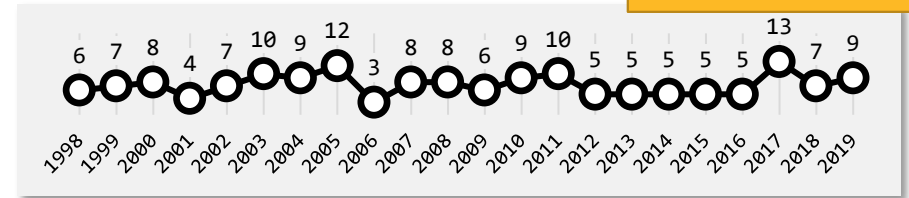
Commercial Vehicle Fatal Crashes

No Action Associated



Commercial Vehicle Suspected Serious Injury Crashes

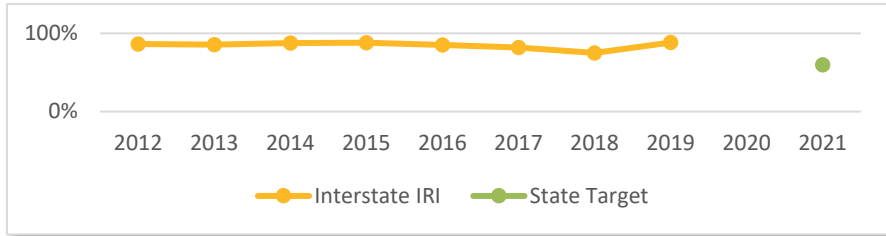
No Action Associated



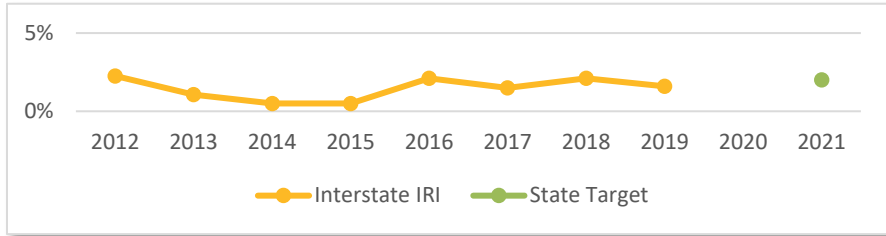
Asset Management

Roadway Asset Management

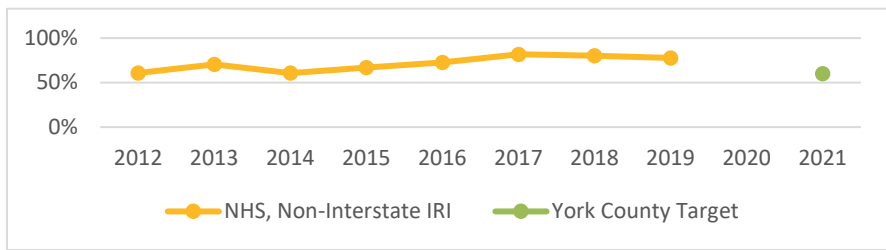
Percent of Pavements on Interstate System in Good Condition
 Statewide Target (at or above): 60% I-83 and Turnpike in York County



Percent of Pavements on Interstate System in Poor Condition
 Statewide Target (at or below): 2% - I-83 and Turnpike in York County

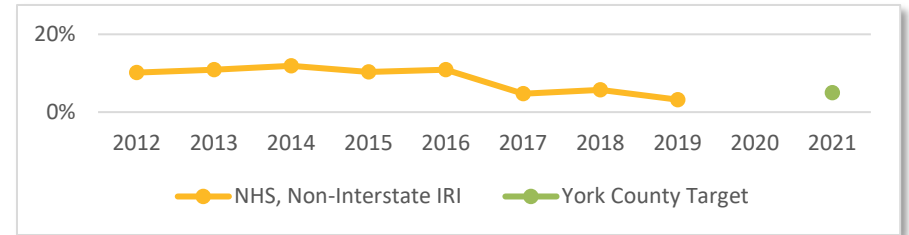


Percent of Pavements on Non-Interstate NHS in Good Condition
 York County Target (at or above): 60% -includes State- and Locally-Owned Pavements



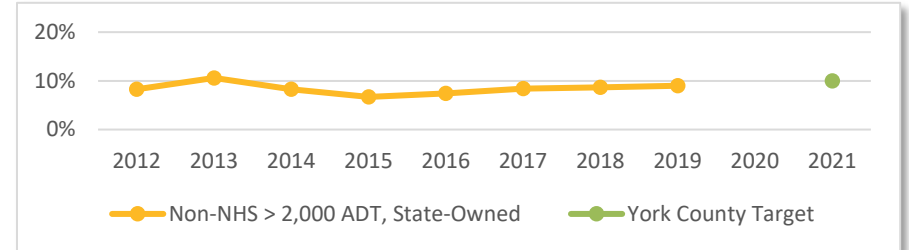
Percent of Pavements on Non-Interstate NHS in Poor Condition

York County Target (at or below): 5% - includes State and Local Owned Pavements



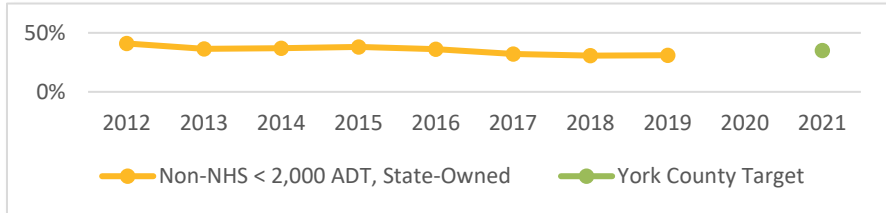
Percent of Miles on State-Owned Non-NHS Roads with More than 2,000 Trips in Poor Condition

York County Target (at or below): 10%



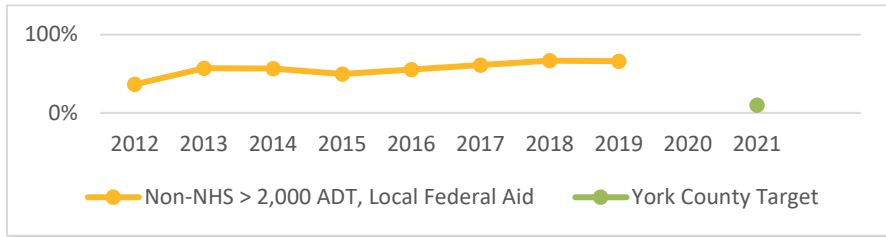
Percent of Miles on State-Owned Non-NHS Roads with Less than 2,000 Trips (AADT) in Poor Condition

York County Target (at or below): 35%



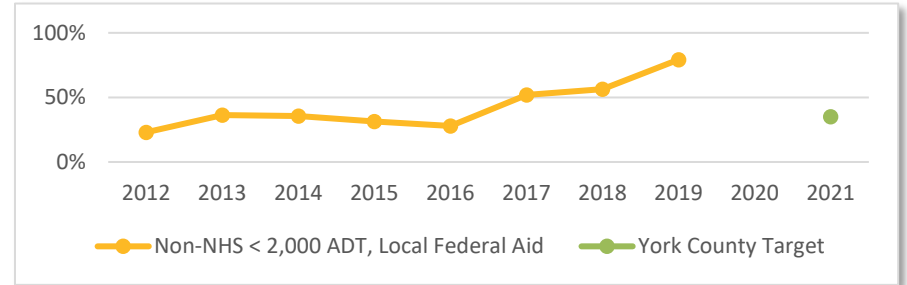
Percent of Miles on Local Federal Aid Non-NHS Roads with More than 2,000 Trips (AADT) in Poor Condition

York County Target (at or below): 10%



Percent of Miles on Local Federal Aid Non-NHS Roads with Less than 2,000 Trips (AADT) in Poor Condition

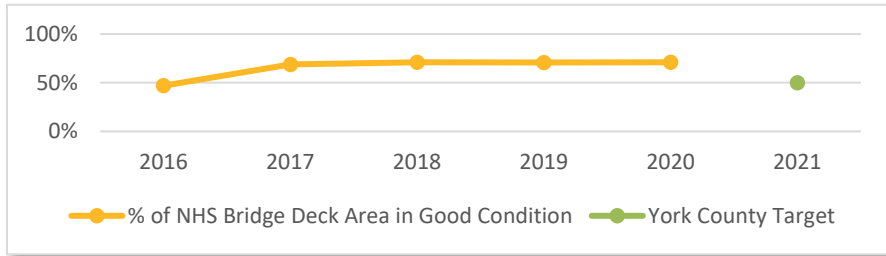
York County Target (at or below): 35%



Bridge Asset Management

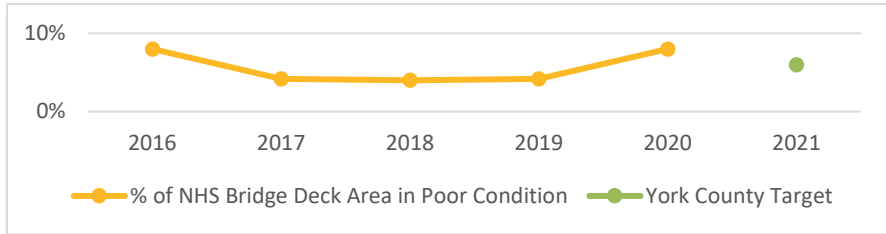
Bridge Deck Area on the NHS in Good Condition

York County Target: 50%



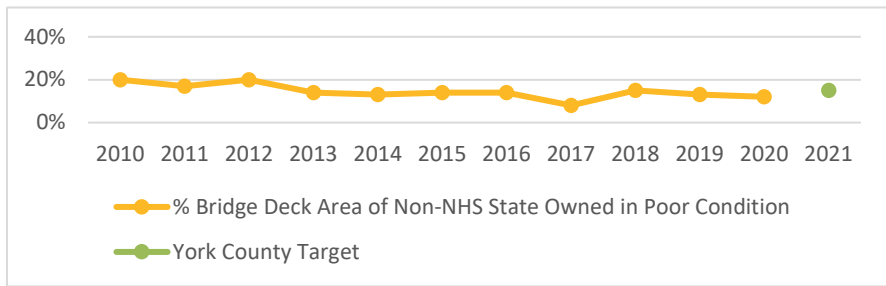
Bridge Deck Area on the NHS in Poor Condition

York County Target: 6%



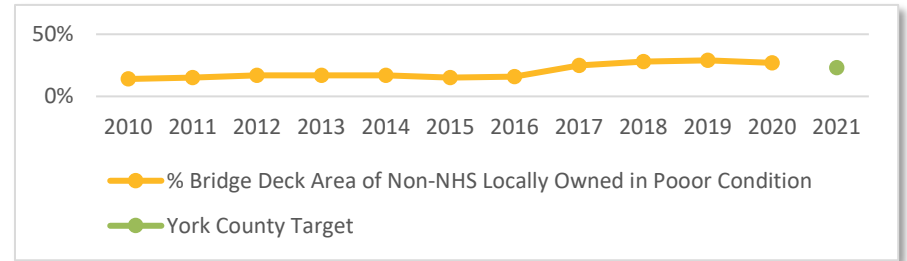
Bridge Deck Area on non-NHS, State Owned Bridges in Poor Condition

York County Target: 15% or less



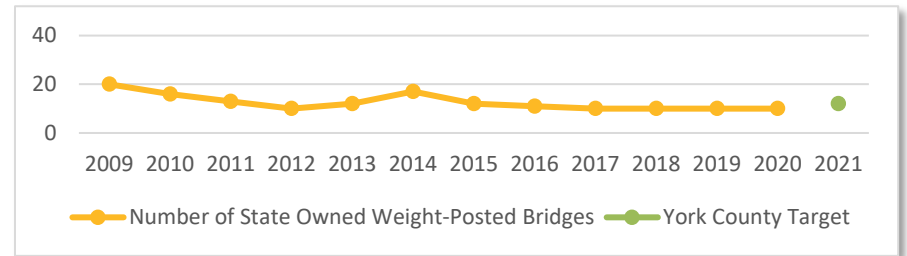
Bridge Deck Area on non-NHS, Locally Owned Bridges in Poor Condition

York County Target: 23% or less



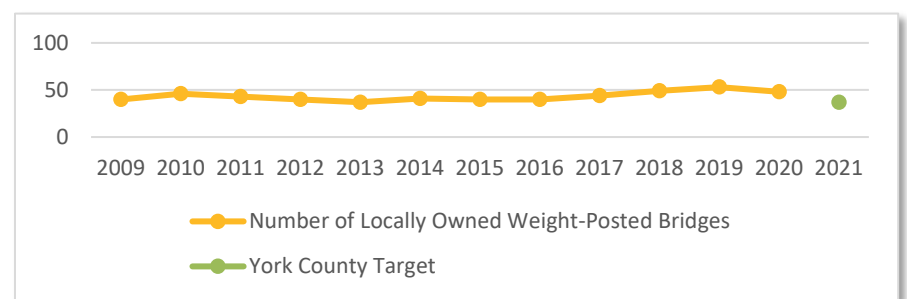
Number of State-Owned Weight-Posted Bridges

York County Target: 12 or fewer



Number of Locally-Owned Weight-Posted Bridges

York County Target: 37 or fewer



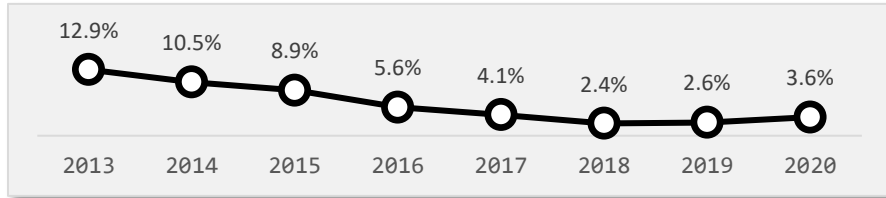
Other Asset Management

(None)

Transit

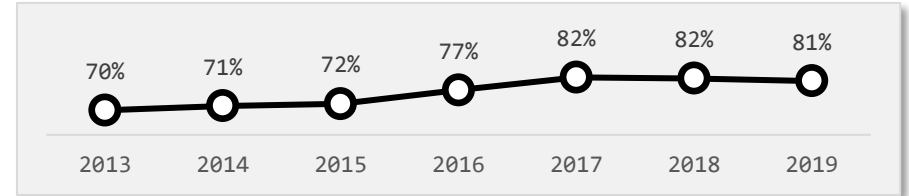
Early Trips

Target: 0%



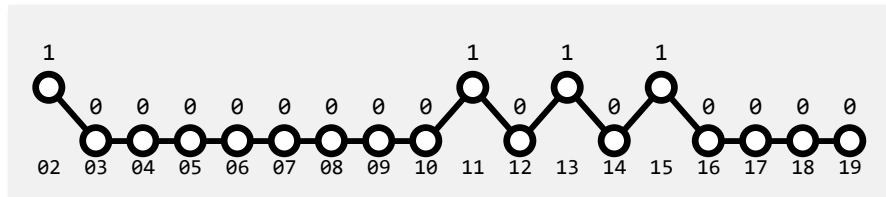
On Time Trips

Target: short-term 85%; long-term 95%



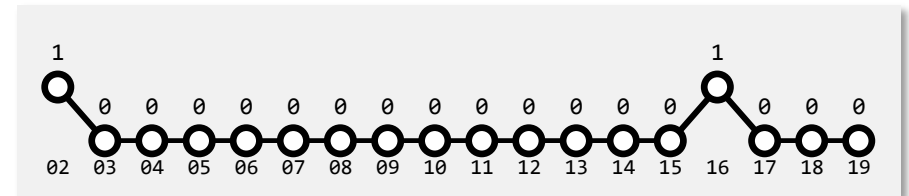
Fires on Fixed Route Vehicles

Target: 0



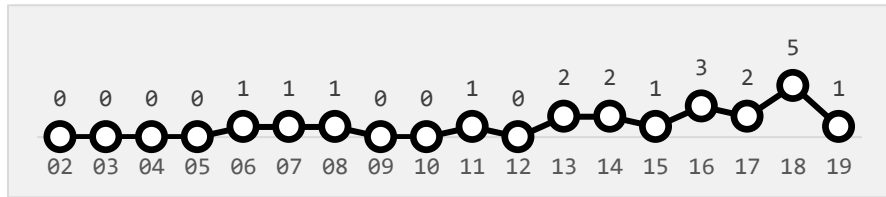
Fires on Paratransit Vehicles

Target: 0



Crashes involving a fixed route vehicle

Target (at or below): 2024 – 0; 2030 – 0; 2045 – 0



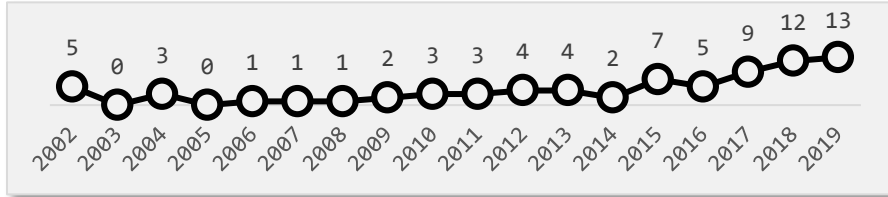
Injuries on Fixed Route Vehicles

Target: (at or below): 2024 – 7; 2030 – 4; 2045 – 0



Injuries on Paratransit Vehicles

Target: (at or below): 2024 – 5; 2030 – 2; 2045 – 0



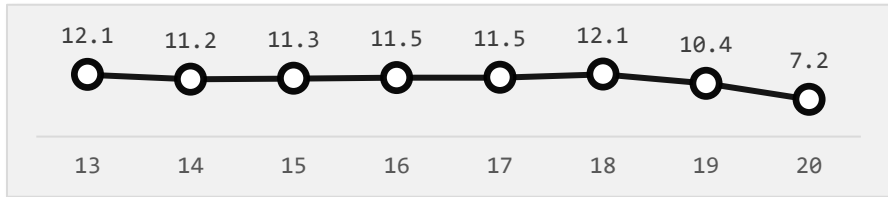
Total Fixed Route Ridership

Target: (at or below): 2024 – 2; 2030 – 0; 2045 – 0



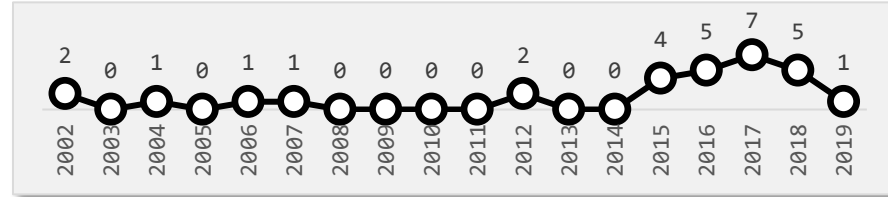
Fixed Route Ridership per Revenue Hour

Target: maintain short-term; increase long-term



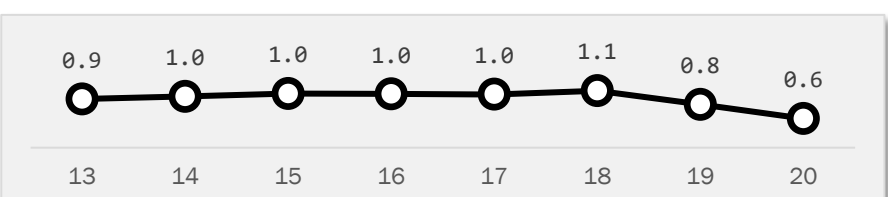
Crashes on a Paratransit Vehicle

Target: (at or below) 2024 – 2; 2030 – 0; 2045 – 0



Average Fixed Route Riders per Revenue Mile

Target: maintain within 3%



Bicycles on Bus

Target: continued increase



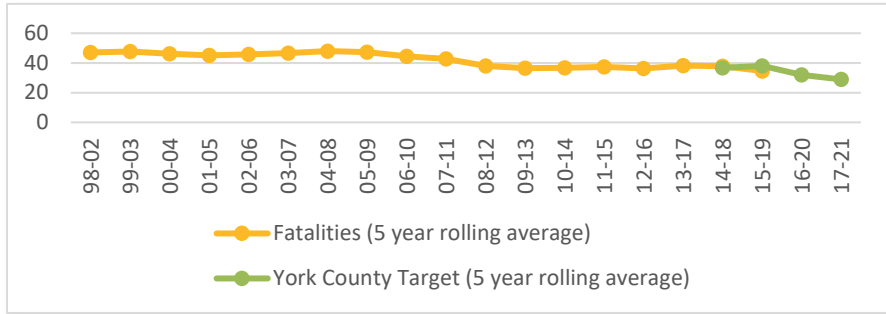
Historic Transportation Facilities

(None)

Safety

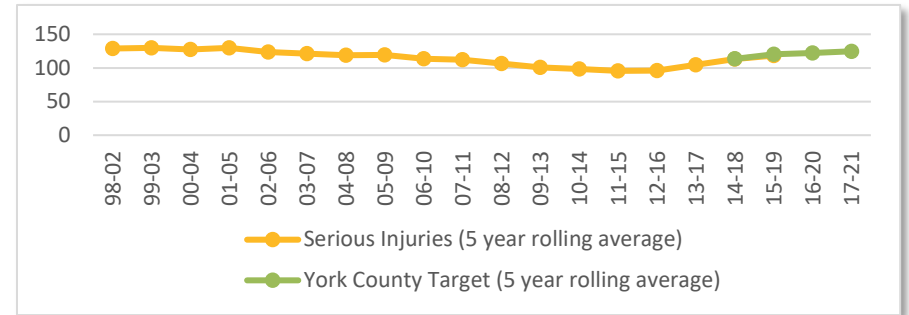
Fatalities

2021 York County Target (at or below): 28.9



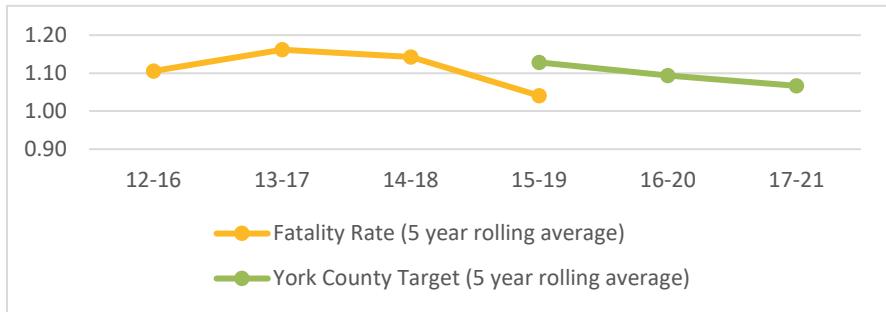
Number of Serious Injuries

2021 York County Target (at or below): 124.7



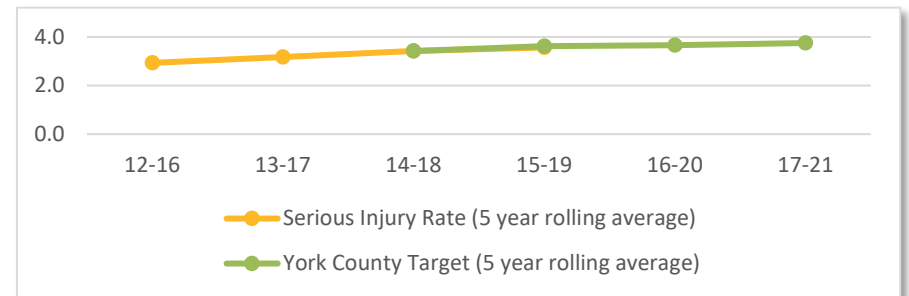
Fatality Rate

2021 York County Target (at or below): 1.07



Serious Injury Rate

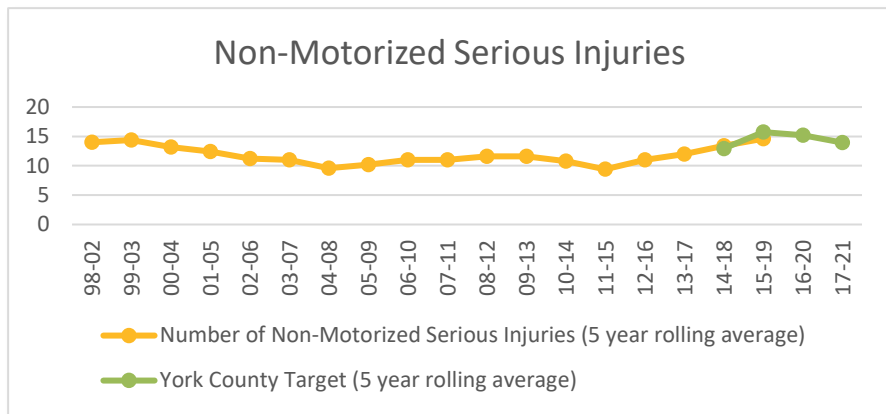
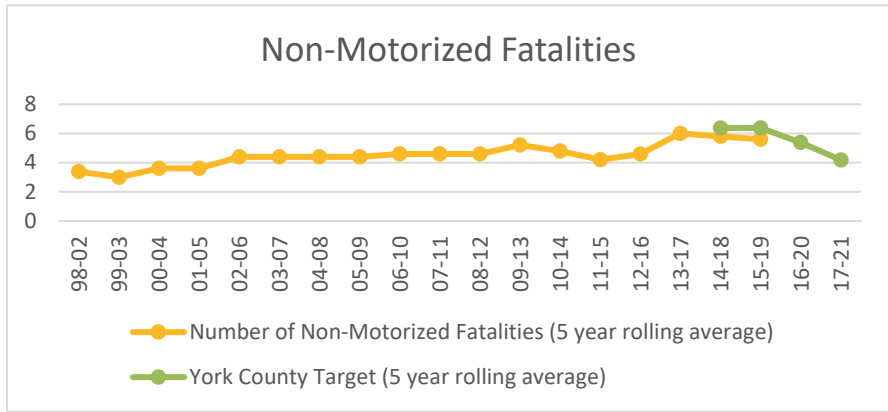
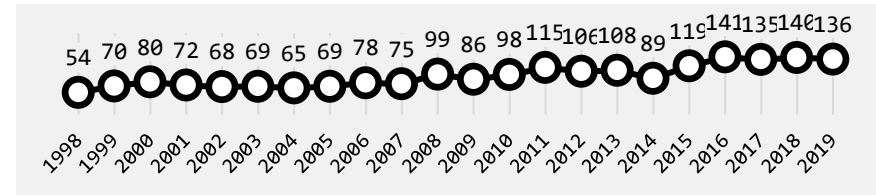
2021 York County Target (at or below): 3.75



Number of Non-Motorized Fatalities and Serious Injuries
 2021 York County Target (at or below): Fatalities 4.18 – Serious Injuries 13.95

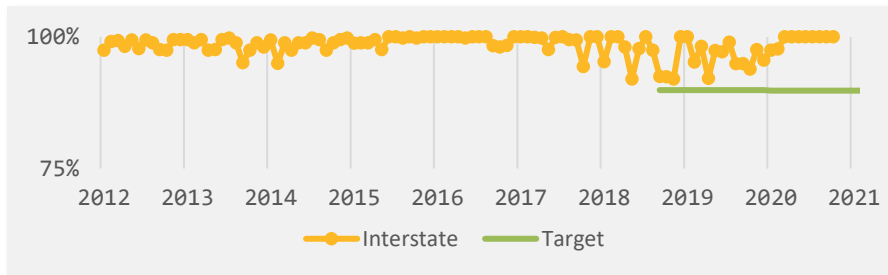
Crashes involving a deer

No Action Associated

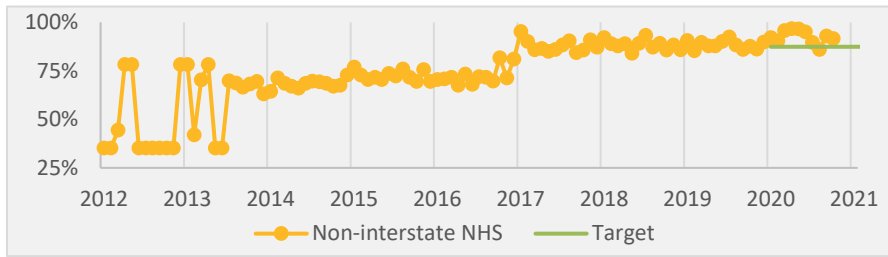


Operations

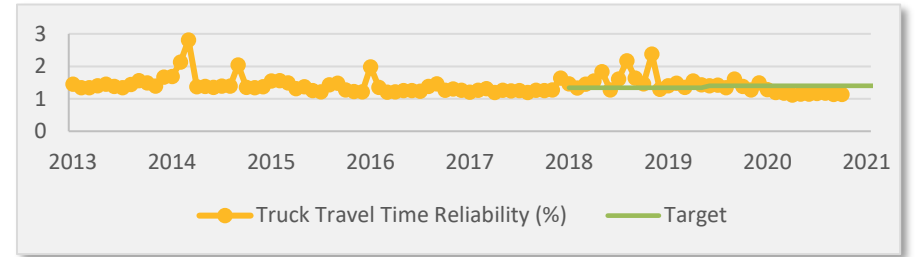
Level of Travel Time Reliability (LOTTR) on the Interstate
York County Target: 89.8% Interstate



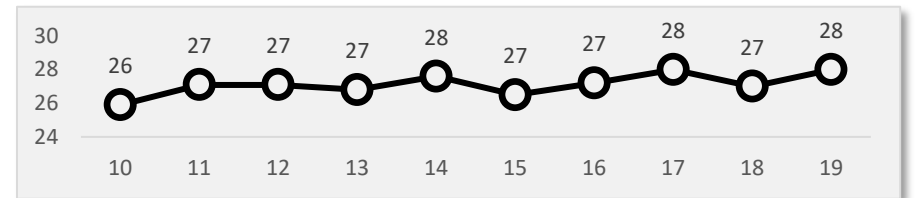
Level of Travel Time Reliability (LOTTR) on the Non-Interstate NHS
York County Target: 87.4% Non-Interstate NHS



Truck Travel Time Reliability on Interstate 83
Target: 1.4



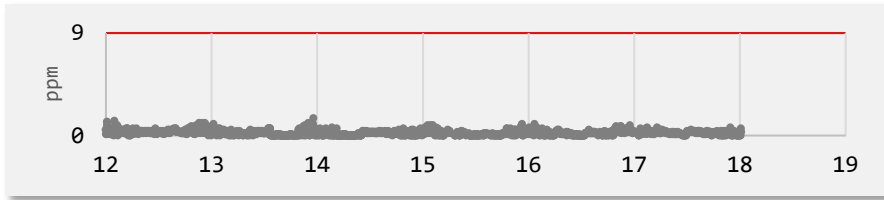
Mean Travel Time to Work
Target: 25 minutes



Environment

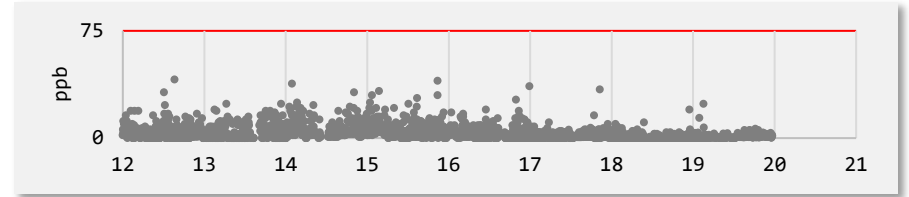
Carbon Dioxide Reading

Target: 9 ppm or less



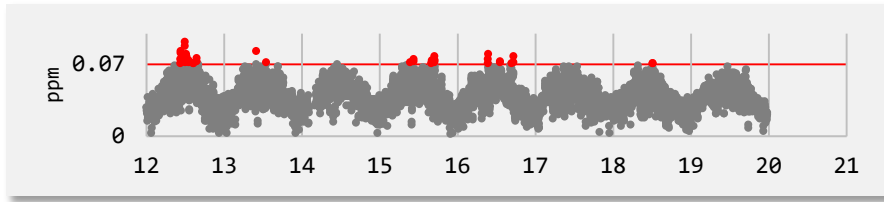
Sulfur dioxide readings

Target: 75 ppb



Ozone readings

Target: 0.07 ppm or less



Job Access / Economic Development

(None)

PennDOT Connects

(None)

Particle pollution readings

Target: 35 ug/m3

